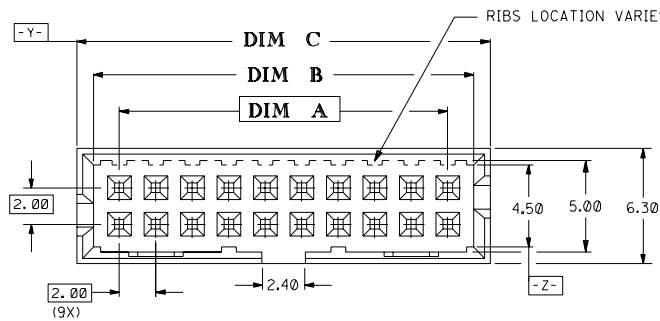
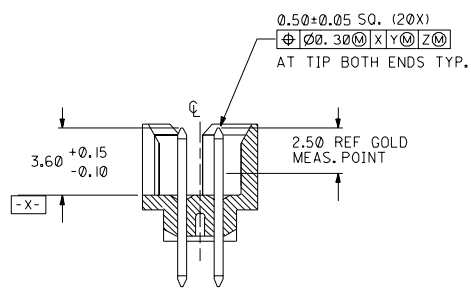


DWG. NO. SD 87331-**-20
 CAD FILE S8733120.DGN
 DO NOT SCALE DRAWING



PLS REFER TO PART 87331-**-4 FOR CENTER LOCKING SLOT OPTION.



SECTION G-G
SCALE - 4 : 1

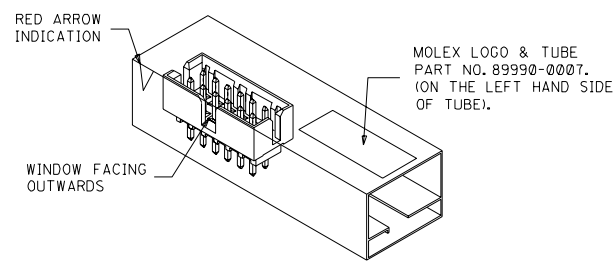
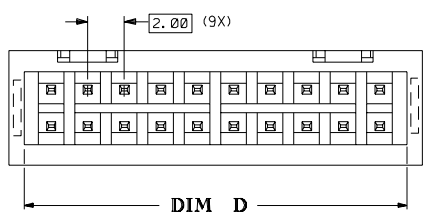
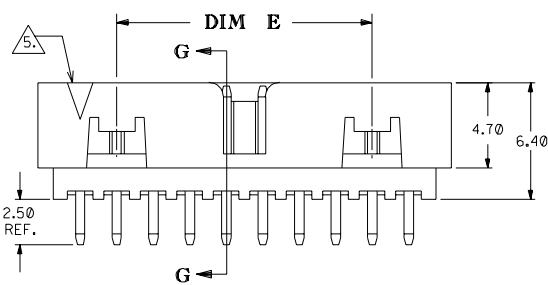


FIG.1 : ORIENTATION OF PART IN TUBE.
(FOR THE REFERENCE OF PART/TUBE ASSEMBLY.)

PART NO.	CKT SIZE	DIM A	DIM B	DIM C	DIM D	DIM E
87331-042*	4	2.00	4.85	6.65	5.00	---
87331-062*	6	4.00	6.85	8.65	7.00	---
87331-082*	8	6.00	8.85	10.65	9.00	---
87331-102*	10	8.00	10.85	12.65	11.00	---
87331-122*	12	10.00	12.85	14.65	13.00	---
87331-142*	14	12.00	14.85	16.65	15.00	8.00
87331-162*	16	14.00	16.85	18.65	17.00	10.00
87331-182*	18	16.00	18.85	20.65	19.00	12.00
87331-202*	20	18.00	20.85	22.65	21.00	14.00
87331-222*	22	20.00	22.85	24.65	23.00	16.00
87331-242*	24	22.00	24.85	26.65	25.00	18.00
87331-262*	26	24.00	26.85	28.65	27.00	20.00
87331-282*	28	26.00	28.85	30.65	29.00	22.00
87331-302*	30	28.00	30.85	32.65	31.00	24.00
87331-322*	32	30.00	32.85	34.65	33.00	26.00
87331-342*	34	32.00	34.85	36.65	35.00	28.00
87331-362*	36	34.00	36.85	38.65	37.00	30.00
87331-382*	38	36.00	38.85	40.65	39.00	32.00
87331-402*	40	38.00	40.85	42.65	41.00	34.00
87331-422*	42	40.00	42.85	44.65	43.00	36.00
87331-442*	44	42.00	44.85	46.65	45.00	38.00
87331-462*	46	44.00	46.85	48.65	47.00	40.00
87331-482*	48	46.00	48.85	50.65	49.00	42.00
87331-502*	50	48.00	50.85	52.65	51.00	44.00

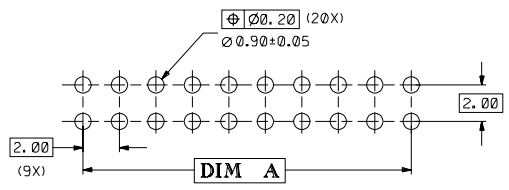
PART NUMBER LEGEND:

87331 - ** - **
 CKT SIZE | PLATING OPTION
 20 - 0.38um/15uin GOLD IN CONTACT AREA AND 1.90um/75uin MIN. TIN/LEAD IN SOLDER TAIL AREA OVER 1.27um/50uin MIN. NICKEL OVERALL.
 21 - 0.76um/30uin GOLD IN CONTACT AREA AND 1.90um/75uin MIN. TIN/LEAD IN SOLDER TAIL AREA OVER 1.27um/50uin MIN. NICKEL OVERALL.

NOTES:

- FOR ILLUSTRATION PURPOSES, 20 CIRCUIT SIZE WAFER IS SHOWN
 - NO CENTRE POLARIZATION SLOT FOR CKT SIZE 4 AND 6.
 - PRODUCT SPECIFICATION PS-87331 APPLIES.
 - NO SIDE LOCKING SLOT FROM 4 TO 12 CKT SIZE.
- △. CKT 4 & 6 HAS NO IDENTIFICATION TAG

mm



RECOMMENDED PCB PATTERN

B3		ADD NOTE 5 & SYMBOL (ECN* 2000 -0078)	-	SEE	990803	MATERIAL : HOUSING : 30% G.F. NYLON 46 UL94V-0 COLOR - BLACK		GENERAL TOLERANCES ± 0.20/008 DWG. NO. SD 87331-**-20	REV B3
B2		ADD FIG. 1	S60450	SEE	GMS 960328	FINISH : SEE ABOVE			
B1		REVISE PER ECN*	S50078	JACK	LING 940818		DRAWN BY ANG GW 920612 APPR'D BY RDT WONG 920914	CHK'D BY TOH SK 920914 SCALE 4 : 1	TITLE : 'MILLI-GRID' VERTICAL SHROUDED HEADER W/SLOT STANDOFF
B		REVISE PER ECN*	S40584	SEE	TON 940803				
A		REVISE PER ECN*	S30634	ANG	TOH 930427				
I		PRE-REL PER ECN*	S30099	ANG	TOH 920612				
LTR		REVISION RECORD	ECN	DR	CHK	DATE			
REVISE ONLY ON CAD SYSTEM									